




Kansas Youth Livestock State Nomination Process Rookie Guide



K-STATE
Research and Extension





**Department of
Animal Sciences
and Industry**

218 Weber Hall
1424 Claflin Road
Manhattan, KS 66506-0201
785-532-6533
fax: 785-532-7059
asi.k-state.edu

**Kansas State University
Agricultural Experiment
Station and Cooperative
Extension Service**

Kansas State University, County Extension
Councils, Extension Districts, and U.S.
Department of Agriculture Cooperating.

K-State Research and Extension is an equal
opportunity provider and employer.

March 1, 2021

Dear Kansas Youth Livestock Family,

Welcome to the KSU Youth Livestock Program! We hope you are excited to embark on an adventure as a 4-H or FFA family. The KSU Youth Livestock Program provides and facilitates educational programs for youth across the state. One of the most notable roles for the Youth Livestock Program is to manage youth livestock nominations for the state of Kansas. We do this as a component of our partnership with the Kansas State Fair and Kansas Junior Livestock Show (KJLS). The information included in this "Rookie Packet" is targeted to new families/households who will be nominating livestock projects for the first time, however, it may be useful to any family who has questions regarding the nomination process. I hope you find this information to be a helpful guide as you complete the state nomination process.

In order to exhibit at the Kansas State Fair Grand Drive and/or KJLS, market animals and commercial females must first be nominated to be eligible to show. Nomination is the process of identifying youth livestock projects and documenting that they have been owned, possessed, and cared for by youth for an appropriate amount of time to gain the optimal learning experience. The nomination process includes tagging livestock projects with a Kansas 4-H EID ear tag, completing paperwork, pulling DNA samples on animals, and submitting this information, along with the nomination fee, to the KSU Youth Livestock Program. Only those animals that have been appropriately nominated will be eligible to show at the Kansas State Fair Grand Drive or KJLS. Information about the nomination process and a variety of resources may be found on the KSU Youth Livestock Program website: <http://www.asi.k-state.edu/students-andprograms/youth-programs/>. One of your best resources will also be the local Extension Office. This is who you will need to contact in order to get your animals tagged and obtain official DNA envelopes. Please contact the local Extension Office early, so they can have enough nomination materials for you. Additionally, several counties across the state have a specified date or local procedure for tagging projects, completing state livestock nominations, and obtaining the necessary signatures before they can be submitted to the KSU Youth Livestock Program.

Nomination Deadlines:

May 1 – Market Beef

June 15 – Market Hogs, Commercial Gilts, Market Sheep, Commercial Ewes,
Commercial Heifers, and ALL meat goats (market goats and breeding does)

The aforementioned dates are strict postmark deadlines. Using the postmark displayed on an envelope is the best method to determine nominations were submitted by the deadline. Late nominations will not be accepted. Any nominations that are dated after May 1, 2021 (market beef) or June 15, 2021 (all other species) will be returned and those animals will not be eligible to exhibit at the Kansas State Fair or KJLS. Please also note that complete nominations do **NOT** constitute an entry. After you complete the nomination process, you must then follow the specific entry process for the show in which you would like to exhibit. Nomination only makes your animals eligible for the state fair or KJLS. Each show has its own, separate entry process that must be followed. This information may be found on their respective websites.

I hope your youth livestock project is a rewarding endeavor! If you have any questions, please contact your local Extension Agent or myself (adhayes@ksu.edu; 785-532-1264).

Sincerely,

Lexie Hayes
Extension Assistant, Youth Livestock Coordinator
Kansas State University
Department of Animal Sciences and Industry

GRAND DRIVE & KJLS

IMPORTANT DATES

May 1	Market Beef Nominations Due
June 15	Small Livestock Nominations Due -Market Swine, Commercial Gilt -Market Lamb, Commercial Ewe -ALL Meat Goat (Market & Breeding)
	Commercial Heifer Nominations Due
	Registered Breeding Females in Exhibitor's Name
July 1	Registered Breeding Ewes in Exhibitor's Name
July 15	Kansas State Fair Grand Drive Entry Deadline
July 25	Kansas State Fair Grand Drive Late Entry Deadline
August 15	KJLS Entry Deadline
August 25	KJLS Late Entry Deadline
September 9-12	Kansas State Fair Grand Drive
October 1-3	KJLS

All market animals must be nominated to be eligible for either state show.

All commercial breeding females must be nominated to be eligible for either state show.

Registered breeding females must be in the exhibitor's name by the appropriate date to be eligible for either show.

All meat goats, including market, commercial does, and registered breeding does must be nominated to be eligible for either show.

2021 Kansas State Youth Livestock



Nomination Guidelines



In order to show at the Kansas State Fair (KSF) or Kansas Junior Livestock Show (KJLS), you must first nominate your animal.

What is a nomination? A nomination is documentation that you have owned, possessed and cared for your animal since a certain date in order to show at a state show.

How are the nomination dates set? The nomination dates are set by minimal guidelines set forth by Kansas 4-H on how long you should own, possess and care for your animal to have gained the optimal experience. In addition, the KSF and KJLS Board of Directors agree on these dates.

What are the nomination dates?

May 1 - Market Steers and Market Heifers

June 15 - Commercial Heifers, Market Lambs, Commercial Ewes, Market Hogs, Commercial Gilts, and ALL Meat Goats (Market Goats, Commercial Does, and Registered Does)

How do I know what to turn in? The Youth Livestock Program has compiled a list of requirements (checklist) for each species.

How much does it cost? The nomination fee is \$8.00 per animal, for all species.

What is the Declaration form? The declaration form is required by all Kansas families/households who nominate animals and wish to show at Kansas State Shows (Kansas State Fair Grand Drive or KJLS). This form states the family/household name, along with who is able to show within that family/household. In addition, it lists the physical location of where the animals are kept, and also has a statement about possession, ownership and care of the animals. It must be signed by all individual exhibitors, a parent/guardian, and extension agent/advisor. Each family/household must complete a declaration form annually, which includes all eligible exhibitors for the current program year.

Is a Nomination the same as an entry for the show? NO! You must first nominate your animal in order to declare that you own, possess and care for them. Then, you must actually enter that animal for the show following the specific entry processes set forth by the Kansas State Fair (KSF) and Kansas Junior Livestock Show (KJLS). You must do both of these things in order to show. *Nominations are sent to the KSU Youth Livestock Program office, but the entries for KSF and KJLS are submitted online and managed by the respective Livestock Show offices.*

How will I know if my Nomination is complete? Once your nomination is put into the nomination database, you will receive a letter in the mail from the KSU Youth Livestock Program. This letter will list all of the animals that we have in the system from you. A family/household will receive a separate letter for each species nominated. If you are missing information, it will tell you what you are missing and how to fix that issue. In addition, we post the nomination information on our website www.YouthLivestock.KSU.edu under Nominated Livestock so you can see if your nomination is complete. We update this often during the nomination season and highly recommend that you use this tool.

What if I don't get everything in the first time? If your confirmation letter states that something is missing or wrong, **there is a one-time fee of \$20.00.** This includes declaration or nomination form, DNA Envelope, and signatures (exhibitor, parent and agent/advisor). The \$20.00 incomplete fee must be submitted with the missing or corrected information for the nomination to be complete.

Where do I get ear tags and DNA envelopes? Animals must be tagged and DNA Hair Sample envelopes obtained through your local Extension Office. Make sure you communicate with your local Extension Office far enough in advance for them to have enough tags and official envelopes available for the number of animals you plan to nominate. DNA must be submitted in an official DNA envelope. One type of envelope is available for all species. Please refer to the Step-by-Step page in the "Rookie Guide" for detailed information on obtaining DNA samples from your animals.

Kansas State Youth Livestock Nomination Process

Step-By-Step Guide



Step 1 - Tagging

Animals eligible for the Kansas State Fair (KSF) or Kansas Junior Livestock Show (KJLS) will need an appropriate Kansas 4-H EID ear tag placed in the ear of the animal by the agent (or qualified individual designated by agent).

Step 2 - Paperwork & Signatures

Exhibitors and a parents/guardian will complete and sign the updated 2021 declaration and nomination paperwork. Families/Households need to submit one declaration form per year. Additionally, each specie has a unique nomination form that must be used to nominate animals. All exhibitors within a family need to sign the paperwork and all DNA envelopes. Each child's YQCA certificate verifying program completion should be attached to the Declaration Form. The program is now open to 7-year-olds for the instructor-led class only. Contact your local extension office for details. It will be required for 7-year-old youth exhibiting at KJLS is 2021. Exhibitors are also highly encouraged to use the checklist that outlines the requirements for each specie as a guide to complete the nomination process. These forms may be obtained from the local Extension office or the KSU Youth Livestock Program website (www.youthlivestock.ksu.edu), under "Nomination Information". You may also click [here](#) for the direct link.

Step 3 - DNA

Exhibitors will pull a DNA sample from the animal and place it in an official DNA envelope. The DNA envelopes are not specie specific, but an official envelope must be used. Exhibitors will need to designate the specie and visible 5-digit 4-H ear tag number on each envelope, as well as include the signatures of all eligible exhibitors within the family and a parent/guardian. Families are also encouraged to list the breed and scrapie tag # or ear notch in the lower right corner of their DNA envelopes. Official DNA envelopes may be obtained from the local Extension office. DO NOT CUT THE HAIR - hair follicles MUST be intact for submission to be valid. Detailed instructions and videos for pulling DNA on each specie may be found on the KSU Youth Livestock Program Website, under "DNA", or by clicking [here](#).

Step 4 - Visit Extension Office

In addition to the exhibitor(s) and a parent/guardian signing the nomination paperwork, youth will have their agent (or Ag Instructor) sign the declaration and nomination forms. Extension Agents will also provide the barcode sticker(s) for the nomination form that corresponds to the tag number(s) for each animal being nominated.

Step 5 - Mail Nominations

Exhibitors will mail their completed *declaration form*, *YQCA certificates*, *nomination form(s)*, *DNA envelope(s)*, and *check/payment* to K-State to be processed by the postmark deadline. Certified mail is highly encouraged and suggested. Postmark deadlines are strictly enforced. **May 1** - Market Beef; **June 15** - Market Sheep, Commercial Ewes, Market Hogs, Commercial Gilts, Commercial Heifers, and ALL Meat Goats. K-State, KJLS, and the Kansas State Fair are not responsible for lost, late, or misdirected mail.

Step 6 - Verify Nominations Submitted

K-State will process nominations received and post weekly updates regarding complete/incomplete nominations on the KSU Youth Livestock Program website, under "Nominated Livestock > Check Nominated Livestock". It may also be accessed by clicking [here](#). During this process, letters will also be sent to individual families/households listing the species and tag numbers received, as well as stating whether or not their nominations are complete. This is the exhibitor/family's opportunity to verify the accuracy of the nomination information received by K-State.

Show Entry...You're not done yet! Final Step - OFFICIALLY ENTER SHOW

NOMINATION IS **NOT** AN ENTRY. Exhibitors **MUST** submit an official **ENTRY** for the appropriate youth livestock show in which they would like to participate. The Kansas State Fair and Kansas Junior Livestock Show are responsible for managing their own entry processes. Exhibitors must follow the proper entry process for each show and have a valid entry on file at each respective entity to be eligible to show. Kansas State Fair Grand Drive (youth livestock show) entries are due by July 15. The KJLS entry deadline is August 15. Entry information may be obtained from the local Extension office, or the website for each show (provided on the last page of the Rookie Guide).

Kansas State Youth Livestock Nomination Process



What Kansas junior/youth livestock shows require my animals to be state nominated?

The [Kansas State Fair Grand Drive](#) (youth livestock show) and [Kansas Junior Livestock Show](#) require market animals and commercial females to be nominated by completing the state nomination process. Through this process, youth document they have owned, possessed, and cared for their animals for an appropriate amount of time to gain the optimal experience of being involved in a youth livestock project. The Kansas State Fair Grand Drive and Kansas Junior Livestock Show are limited to Kansas youth who are bonafide Kansas 4-H or FFA members. Bonafide members mean eligible youth are official members, designated as active through their respective enrollment system (4HOnline), and have paid their program fee and/or dues.

What is my KSU Family/Household Name?

This is the official name by which your family/household unit would like to be referred. To be as clear as possible and facilitate a smooth nomination process, the name needs to include a first and last name (i.e. Willie Wildcat Family). It is suggested that the first name be a parent/guardian if there are multiple siblings within the family/household. After you submit a family/household name the first time, it will be the name you use indefinitely in the future. Since we do family nominations in Kansas, all eligible siblings or youth who legally reside in the same household, share the same legal address, and materially participate in the care of the project the majority of the time can be listed under the family/household name. This allows all eligible youth within the family/household to exhibit animals nominated under the family/household name. Youth will determine which specific market or commercial animal they will exhibit at show check-in. So, this decision does not have to be made when nomination materials are submitted in May (beef) and/or June (small livestock). All potential exhibitors within a family need to sign the declaration form, nomination form, and DNA envelopes for each species. If a child within a family does not sign any piece of the paperwork, they will not be eligible to exhibit that specific specie/animal at either state show. Bottom line – parents/guardians need to have all show eligible kids in their family sign all paperwork and DNA envelopes.

What is my KSU Nomination #?

The KSU Nomination # is a 5-digit number that identifies a specific family/household and corresponds to the KSU Family/Household Name. Only children listed under the KSU Nomination # will be eligible to exhibit animals nominated under that number. If this is your first time to nominate, please DO NOT create your own number. THIS NUMBER IS ASSIGNED BY THE KSU YOUTH LIVESTOCK PROGRAM. The first time you nominate, a number is generated and assigned to the family/household. This number will be your KSU Nomination # indefinitely and is to be used on all future nomination and entry paperwork. You will receive your number when nomination confirmation letters are distributed. It will also be listed on the “Nominated Livestock” reports posted online. We also want to avoid assigning families duplicate numbers, so please use your official KSU Family/Household Name and Nomination # on all nomination materials submitted. You may contact your local Extension Office or the KSU Youth Livestock Program to verify your KSU Nomination #.

Where do I send my nominations?

Kansas State University
State 4-H/FFA Shows
Attn: Lexie Hayes
214 Weber Hall
1424 Claflin Road
Manhattan, KS 66506

*Certified mail with a return receipt is highly encouraged. It will give you peace of mind by proving you mailed your nominations AND provide confirmation about when your package was delivered to campus, so you know your nominations were received. The deadline is a **POSTMARK** deadline, so the visible date on the envelope/package **MUST** be prior to the deadline. Placing nomination materials in the general public mail bin or personal mailbox for carrier pickup is discouraged. Even if the postmark date is met, nominations must be received on campus within a reasonable amount of time or they will not be accepted. K-State, KJLS, and/or the Kansas State Fair are not responsible for late, lost, or misdirected mail.

Who do we make our check out to?

Nomination payment should be made payable to KJLS. Even if you only intend to show at the state fair, please make your nomination fees payable to KJLS. Remember – nomination and entry are separate processes! You must first submit and pay for your nominations before you are eligible to actually enter a state show. Any checks returned due to insufficient funds will be charged a \$40 fee and must be rectified before any animals associated with the family/household will be eligible to show. Upon officially entering a specific show, you will then need to pay the entry fees directly to that show in order to participate.

When is the deadline to submit nominations?

May 1 – Market Beef

June 15 – Market Swine, Commercial Gilts, Market Sheep, Commercial Ewes, Commercial Heifers, and ALL Meat Goats (market wethers, market does, commercial does, and registered does)

*Nomination deadlines are **POSTMARK** deadlines. The visible postmark on the envelope/package **MUST** be prior to the deadline. Families are highly encouraged to complete and mail their nominations as early as possible to ensure they meet the appropriate postmark deadline. Certified mail is highly encouraged and suggested. Families who wait until the deadline to mail their nominations should speak with their local U.S. Postal Office representative to discuss their options and make sure the nominations will be postmarked by the deadline. Placing nomination materials in the general public mail bin or personal mailbox for carrier pickup is discouraged. K-State, KJLS, and/or the Kansas State Fair are not responsible for late, lost, or misdirected mail.

**Nominations postmarked after the deadline will not be accepted. There is a *late policy* for first time offenders, but it is only granted once, ever, for the family/household and all children. If nominations received are postmarked within ten (10) days of the deadline AND the family/household is eligible, a letter will be sent through traditional mail outlining the required procedures for the nominations to be accepted for the current year. This policy is a courtesy, so families/households are expected to fully cooperate in a timely fashion should this situation exist. If a family submits nominations late and have previously used their one (1) opportunity to be late, the nominations will be returned and all animals will be ineligible for the Kansas State Fair and KJLS. Any nominations postmarked more than ten (10) days after the appropriate deadline will not be accepted for any reason.

***If the nomination deadline falls on a Sunday in any given year, nominations will be accepted if postmarked on the Monday immediately following the deadline for that year *ONLY*. Early submission is encouraged. There are no exceptions to the postmark deadline.

What do I need to do if I have a purebred registered female (heifer, gilt, ewe)?

Purebred breeding females that have registration papers do NOT have to be nominated. However, please refer to the specific rules for both the Kansas State Fair Grand Drive and KJLS regarding ownership and registration paper requirements. Families/households are also encouraged to review the specie checklist to insure they meet all of the requirements. The registration papers for heifers and gilts must be in the exhibitor's name by June 15th. The deadline for ewes is July 1st. Refer to the breed association and show rules for specific details regarding junior exhibitor ownership and registration paper information. There is NOT a purebred or papered division for meat goats, so ALL meat goats must be nominated to be eligible to show.

How do exhibitors get certified in Youth for the Quality Care of Animals (YQCA)?

Youth for the Quality Care of Animals (YQCA) is a national, multi-species livestock quality assurance program available for youth ages 8-21. **All Kansas State Fair Grand Drive and KJLS exhibitors are required to be YQCA certified in order to participate in the 2021 shows.** This annual educational and certification program focuses on food safety, animal well-being, and character development for youth producing and/or showing livestock. The curriculum is designed to provide different age-appropriate modules annually, so youth will expand their knowledge by covering new topics every year. There are two options by which youth may obtain their YQCA certification; they may attend a 60-minute instructor-led (face-to-face) training with a certified instructor, or they may complete the age-appropriate online certification course. Families should contact their local extension office for information on instructor-led trainings being offered in their area. There is a \$3/child fee for the instructor-led training, while the online certification course is \$12/child. Families may register for an instructor-led training, or complete the online certification, by logging in on the YQCA website and using their 4HOnline credentials. There is also an option to create an independent account for FFA members. Visit www.yqca.org to register for training.

7-year-olds – there is now an option for youth who are 7 years of age to become certified. They must participate in an instructor-led class with a parent/guardian. Those needing an online option during the COVID-19 pandemic need to speak with their local extension unit for additional options. The requirement for KJLS exhibitors who are age 7 will go into effect for the 2021 show.


Once certified, youth will attach a copy of their certificate to the *Declaration Form* of their nomination materials. Exhibitors are responsible for managing their own YQCA certification. Upon completion of the training, families will need to log in to their YQCA user account to access each child's certificate (which includes their certification number and expiration date). Swine exhibitors who have a current Youth PQA® Plus number do not need to complete YQCA training until their YPQA+ certification expires, as long as it is valid through October 3, 2021.

For more information about YQCA, please visit www.yqca.org, contact your local Extension Office, or Lexie Hayes at adhayes@ksu.edu.


Is there a way to find out if my nominations have been processed and double check what tag numbers I submitted?

Yes! During the nomination season (April – June), the Youth Livestock Program website is updated regularly and the status of nominations received and processed may be viewed under “Nominated Livestock > Check Nominated Livestock”. You may also access the page by clicking [here](#). This page includes a nomination report for each specie. The document is sorted by county and will list all of the tag numbers nominated for a family/household, as well as if the nomination is complete. Incomplete information is highlighted, so families/households know what information is missing or needs corrected. Families/Households will also receive individual letters in the mail after their nominations have been processed, which includes the Family/Household Name, KSU Nomination #, and all of the tag numbers nominated, as well as if the


nominations are complete. Additionally, the letter includes entry information for the Kansas State Fair Grand Drive and KJLS.

 ***What if one of the tag numbers listed under my family/household is incorrect?***

If a tag number, or any information regarding your nominations, is incorrect, please contact the KSU Youth Livestock Program at your earliest convenience via phone (785)532-1264 or email at adhayes@ksu.edu. We will verify the information processed with your original nomination materials. The original nomination paperwork and DNA envelopes are considered your official nomination. So, if we have made a mistake while inputting your nomination information, we will correct it.

 ***What if my animal loses its tag?***

As soon as you realize a nominated animal has lost its ear tag, please contact your local Extension Office as soon as possible. There is a process for re-tagging the animal and reporting the tag change to the KSU Youth Livestock Program, but it must be done through your local Extension Agent. All market and commercial animals that arrive on the grounds at a state show must have a valid ear tag and match nomination information in order to check in and be eligible to show.

 ***If my livestock nominations are complete, does that mean I am entered to show at the state fair or KJLS?***

NO! Nomination does NOT constitute show entry. The nomination and entry processes are completely separate processes. You must first nominate in order to be eligible to enter a state show. Nomination is done through the KSU Youth Livestock Program, but entry must be done through each individual show. Both the Kansas State Fair and KJLS manage their own entry processes. After completing the nomination process, exhibitors MUST enter each show in which they wish to participate in order to actually show. If an exhibitor does not complete the entry process and/or does not have paid entries on file by the entry deadline for either show, they cannot participate. Once a family is ready to formally enter a specific show, youth should be entered as individual exhibitors, not under a parent or family name. Family names and numbers are used to manage nomination materials, while show entries reflect specific, individual exhibitors who wish to participate in a show. The deadline to enter the Kansas State Fair Grand Drive show is July 15th. KJLS entries are due August 15th. Refer to the respective show websites, or your local Extension Office for entry information.

 ***I know exhibitors have to enter the Kansas State Fair and/or KJLS to show. Where do I find entry information?***

The Kansas State Fair (Grand Drive) and KJLS each create and manage their own entry process. Remember – a complete nomination does NOT constitute entry; you MUST enter each state youth livestock show separately. When entries are open and being accepted, information will be sent from the individual shows to local Extension Offices and posted on the websites for each show (Kansas State Fair: <https://kansasstatefair.com/page.php?id=10>; KJLS: <http://www.kjls.org/>). This information will also be shared on each show's respective social media accounts. Both shows require exhibitors to enter online, using ShoWorks. The deadline to enter the Kansas State Fair Grand Drive (state fair youth livestock show) is July 15th. For questions regarding state fair entries, please contact the KSF Competitive Exhibits department at (620)669-3623. The entries for KJLS are due by August 15th. Questions regarding KJLS entries should be directed to rbkjls@gmail.com, or the show coordinator, Betsy Anderson at (316)706-9750.

 ***Why do I need to call the Kansas State Fair or KJLS with my entry questions?***

The state livestock nomination process, Kansas State Fair Grand Drive entry process, and KJLS entry process are three separate, independent processes. Because the state fair and KJLS create and manage their own entries, the KSU Youth Livestock Program does not have access to any show entry information. Conversely, nomination information is shared with each show prior to show time, but the KSU Youth Livestock Program accepts, processes, and manages nomination information for the state of Kansas. While each group works as a team to make the youth livestock program a quality experience for families and will answer as many questions as possible, the most efficient way to get the answer you need is to contact the appropriate office directly.

KSU Youth Livestock Program (livestock nominations) – Lexie Hayes (785)532-1264 or adhayes@ksu.edu
Kansas State Fair (Grand Drive entries) – Jenn Galloway (620)669-3623 or jenn.galloway@ks.gov
KJLS (entries) – Betsy Anderson (316)706-9750 or rbkjl@gmail.com

What is a scrapie tag and where do I find the number (#)?

Scrapie is a fatal, degenerative disease classified as a transmissible spongiform encephalopathy that affects sheep and goats. In 2001, USDA initiated an accelerated program to eradicate scrapie from flocks and herds within the United States through the National Scrapie Eradication Program (NSEP). Sheep and goats that change ownership or are going to be exhibited must be identified with an official USDA scrapie tag. The original producer of the animal should tag it prior to selling the animal. So, your sheep and goats should have a tag (probably white or yellow) with the USDA seal. The phrase “Unlawful to Remove” will also be found somewhere on the tag. Please submit the entire scrapie tag # on all sheep and goat nomination forms. This includes the **Flock ID/Premise ID and individual animal number**. Refer to the picture below. If your tag has a custom farm name, “Wildcat Farms” for example, flip the tag over for the full scrapie tag #. A resource page is also posted on the KSU Youth Livestock Program website, under “Scrapie Tag Educational Resource”. More information on scrapie may be found on the [USA-APHIS](#) website, or the [National Scrapie Educational Initiative](#) website. Please click the highlighted titles to be directed to these pages.



✓ On nomination forms, submit entire number. Correct Example: KSS0035 16121

✗ Incorrect Example: 6098

Custom/Farm Scrapie Tags



Back of Custom/Farm Scrapie Tag



Front of Custom/Farm Scrapie Tag

✓ Correctly listed Scrapie Tag # for Custom/Farm Tag: KSS3879 1837

**If there is a custom or farm name on the front of the tag, flip it over and look for the Flock/Premise ID on the back. It will have a 2-3 letter state designation, followed by 4-5 numbers. Both numbers are required on state nomination forms.*

✗ Incorrectly listed Scrapie Tag # for Custom/Farm Tag: 5B Club Lambs 1837

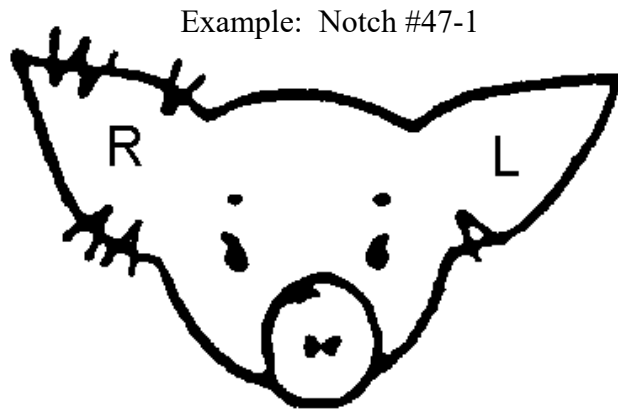
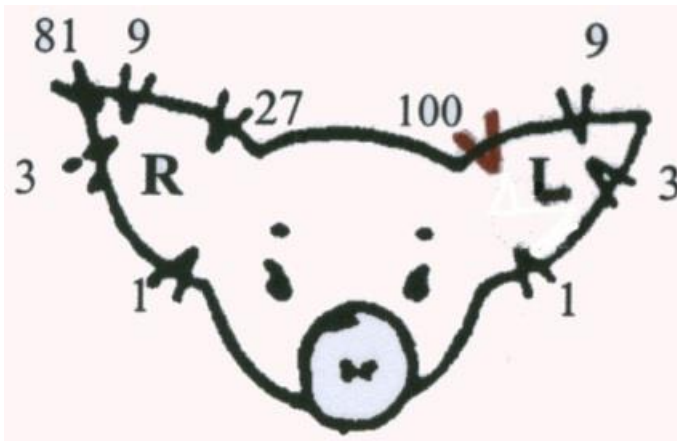
4-H Tag # 90747	Scrapie Tag # KSS0035 16121		

What are ear notches?

Ear notching is a universal method of permanently identifying pigs within the swine industry. If done correctly, ear notches will provide identification for the pig from the time of farrowing throughout its entire life.

How do I read ear notches?

Ear notches are coded in a specific manner, based on their location on a pig's ear, as you can see below in the diagram. The pig's right ear is the litter number, and their left ear is its individual number within a litter. An ear notch is read from the pig's right ear and then their left ear, separated by a dash in between the two numbers. Using the Universal Ear Notching System, add up the notches on each ear and that is the notch.



For more information on ear notching, please refer to the [Purdue Extension 4-H Reference Guide](#) for ear notching swine or the [University of Nebraska-Lincoln Extension](#) ear notching factsheet. You may click the highlighted title above to be directed to the respective resource, or visit the "Nominated Livestock" page of the Youth Livestock Program website to obtain these materials.

IMPORTANT – Ear notches are a requirement to nominate pigs for the Kansas State Fair Grand Drive or KJLS. They must be both *written and drawn* on the official swine nomination form. When you are putting your ear notches on the official swine nomination form, please make sure to use the diagram provided to draw the notches for each pig nominated. It is VERY important that you draw the notches exactly as they appear in your pig's ear.

Correctly Completed Ear Notches

4-H Tag # <u>38060</u>	Gender: <input checked="" type="checkbox"/> Gilt <input type="checkbox"/> Barrow	Breed: Select Breed Duroc Hampshire Yorkshire Light AOB <u>Dark AOB</u> Berkshire Light Crossbred Dark Crossbred	 Ear Notch: <u>36-6</u>	<input checked="" type="checkbox"/>	<input checked="" type="checkbox"/>
------------------------	---	--	----------------------------	-------------------------------------	-------------------------------------

2021 Kansas Livestock Nomination Checklists:

I have a market steer or market heifer to nominate, what do I need to turn in?

- Completed 2021 Declaration Form**, including all sections and signatures.
 - If you answered “No” for the housing question, fully complete Section 2, including:
 - ✓ specie(s)
 - ✓ description of how you will care for animals not housed at your primary residence.
- YQCA Certificate** (attach to completed Declaration Form for each exhibitor in family).
- Animal is tagged by May 1** with a Kansas 4-H Electronic Identification (EID) tag.
 - ✓ cattle may only have one 840 official identification tag. Contact your local extension office if they have an existing 840 EID tag upon purchase.
- Completed 2021 Market Beef Nomination Form** (www.YouthLivestock.KSU.edu) including:
 - contact information • signatures • breeds • tag numbers
 - Make sure 4-H tag numbers on the form match those listed on the DNA envelopes.
- Completed official, sealed **DNA Hair Sample Envelope**; hair must be pulled, not cut. Obtain at least 40 follicles.
 - All exhibitors within the family and a parent/guardian must sign the front of the DNA envelope.
 - *Write the breed & secondary ID of each animal on the front, lower right corner, of the DNA envelope.*
- \$8.00 per animal** nomination fee. **Make checks payable to KJLS.**
- All of the above must be **completed** and **postmarked** by **May 1**. Certified Mail *highly* encouraged.

I have a heifer that I would like to nominate as BOTH a commercial heifer AND a market heifer, what do I need to turn in?

**No market heifer division available at KJLS; only state fair.*

- Completed 2021 Declaration Form**, including all sections and signatures.
 - If you answered “No” for the housing question, fully complete Section 2, including:
 - ✓ specie(s)
 - ✓ description of how you will care for animals not housed at your primary residence.
- YQCA Certificate** (attach to completed Declaration Form for each exhibitor in family).
- Animal is tagged by June 15** with a Kansas 4-H Electronic Identification (EID) tag.
 - ✓ cattle may only have one 840 official identification tag. Contact your local extension office if they have an existing 840 EID tag upon purchase.
- Completed 2021 Commercial Heifer Nomination Form** (www.YouthLivestock.KSU.edu) including:
 - contact information • signatures • tag numbers
 - ✓ Make sure 4-H tag numbers on the form match those on the DNA envelopes.
- Completed official, sealed **DNA Hair Sample Envelope**; hair must be pulled, not cut. Obtain at least 40 follicles.
 - All exhibitors within a family and a parent/guardian must sign the front of the DNA envelope.
 - *Write secondary ID for each animal on the front, lower right corner, of the DNA envelope.*
- \$8.00 per animal** nomination fee. **Make checks payable to KJLS.**
- All of the above must be **completed** and **postmarked** by **May 1** for no additional nomination fee. If commercial heifer nomination is submitted separately by **June 15**, will incur an additional \$8.00 nomination fee. Certified Mail *highly* encouraged.

There is a one-time/year \$20.00 fee if any component of a nomination is incomplete or has to be returned; use the checklist.

Only updated forms for the current calendar year will be accepted.

No Refunds; Make checks payable to: *Kansas Junior Livestock Show(KJLS)*

February 2021

I have a commercial heifer to nominate, what do I need to turn in?

- Completed 2021 Declaration Form**, including all sections and signatures.
 - If you answered “No” for the housing question, fully complete Section 2, including:
 - ✓ specie(s)
 - ✓ description of how you will care for animals not housed at your primary residence.
- YQCA Certificate** (attach to completed Declaration Form for each exhibitor in family).
- Animal is tagged by June 15** with a Kansas 4-H Electronic Identification (EID) tag.
 - ✓ cattle may only have one 840 official identification tag. Contact your local extension office if they have an existing 840 EID tag upon purchase.
- Completed 2021 Commercial Heifer Nomination Form** (www.YouthLivestock.KSU.edu) including:
 - contact information • signatures • tag numbers
 - ✓ Make sure 4-H tag numbers on the form match those on the DNA envelopes.
- Completed official, sealed **DNA Hair Sample Envelope**; hair must be pulled, not cut. Obtain at least 40 follicles.
 - All exhibitors within a family and a parent/guardian must sign the front of the DNA envelope.
 - Write secondary ID for each animal on the front, lower right corner, of the DNA envelope.
- \$8.00 per animal** nomination fee. **Make checks payable to KJLS.**
- All of the above must be **completed** and **postmarked by June 15**. Certified Mail *highly* encouraged.

I have a market hog or commercial breeding gilt to nominate, what do I need to turn in?

- Completed 2021 Declaration Form**, including all sections and signatures.
 - If you answered “No” for the housing question, fully complete Section 2, including:
 - ✓ specie(s)
 - ✓ description of how you will care for animals not housed at your primary residence.
- YQCA Certificate** (attach to completed Declaration Form for each exhibitor in family).
 - If a child has a valid YPQA+ # that will be good through October 3, 2021, they do not need to complete YQCA training; please provide a copy of their YPQA+ card. Youth PQA+ or YQCA training must be complete & certificate provided by June 15 or swine nomination is incomplete and could be forfeited.
- Animal is tagged by June 15** with a Kansas 4-H Electronic Identification (EID) tag.
- Completed 2021 Swine Nomination Form** (www.YouthLivestock.KSU.edu) including:
 - contact information • signatures • tag numbers • genders • breeds
 - ear notches
 - ✓ include **ear notch number AND draw ear notches** in the space provided (on diagram) exactly as they appear in the pig’s ears. See Rookie Guide for instructions on ear notches.
 - ✓ Make sure 4-H tag numbers on form match DNA envelopes.
- Completed official, sealed **DNA Hair Sample Envelope**; hair must be pulled, not cut. Obtain at least 40 follicles.
 - All exhibitors within a family and a parent/guardian must sign the front of the DNA envelope.
 - Write the breed, ear notch, and other secondary ID of each pig on front, lower right corner of envelopes.
- \$8.00 per animal** nomination fee. **Make checks payable to KJLS.**
- All of the above must be completed and **postmarked by June 15**. Certified Mail *highly* encouraged.

There is a one-time/year \$20.00 fee if any component of a nomination is incomplete or has to be returned; use the checklist.

Only updated forms for the current calendar year will be accepted.

No Refunds; Make checks payable to: *Kansas Junior Livestock Show(KJLS)*

February 2021

I have a **market lamb or commercial ewe** to nominate, what do I need to turn in?

- Completed 2021 Declaration Form**, including all sections and signatures.
 - If you answered “No” for the housing question, fully complete Section 2, including:
 - ✓ specie(s)
 - ✓ description of how you will care for animals not housed at your primary residence.
- YQCA Certificate** (attach to completed Declaration Form for each exhibitor in family).
- Animal is tagged by June 15** with a Kansas 4-H Electronic Identification (EID) tag.
- Completed Market Lamb Nomination form** (www.YouthLivestock.KSU.edu) including:
 - contact information • signatures • tag numbers • breed • gender
 - scrapie tag numbers
 - ✓ include scrapie tag number in entirety: **Flock ID/Premise ID and individual animal number**
example: KSS0035 16121
 - ✓ do not submit custom/farm name – turn tag over and look on back for correct Flock ID/Premise ID. See Rookie Guide for instructions.
 - Make sure 4-H tag numbers on form match DNA envelopes.
- Completed official, sealed **DNA Hair Sample Envelope**; hair must be pulled, not cut. Obtain at least 40 follicles.
 - All exhibitors within a family and a parent/guardian must sign the front of the DNA envelope.
 - *Write the breed, scrapie tag #, & other secondary ID of each lamb on front, lower right corner of envelopes.*
- \$8.00 per animal** nomination fee. **Make checks payable to KJLS.**
- All of the above must be completed and **postmarked by June 15**. Certified Mail is highly encouraged.

I have a **meat goat (ALL wethers and does)** to nominate, what do I need to turn in?

- Completed 2021 Declaration Form**, including all sections and signatures.
 - If you answered “No” for the housing question, fully complete Section 2, including:
 - ✓ specie(s)
 - ✓ description of how you will care for animals not housed at your primary residence.
- YQCA Certificate** (attach to completed Declaration Form for each exhibitor in family).
- Animal is tagged by June 15** with a Kansas 4-H Electronic Identification (EID) tag.
***ALL Meat Goats MUST be nominated.** No registered breeding classes are offered by either show, so ALL market goats, commercial does, and registered does must be nominated to be eligible to show.
- Completed 2021 Meat Goat Nomination Form** (www.YouthLivestock.KSU.edu) including:
 - contact information • signatures • tag numbers • gender
 - scrapie tag number
 - ✓ include scrapie tag number in entirety: **Flock ID/Premise ID & individual animal number**
example: KSS0035 16121
 - ✓ do not submit custom/farm name – turn tag over and look on back for correct Flock ID/Premise ID. See Rookie Guide for instructions.
 - Make sure 4-H tag numbers on form match DNA envelopes.
- Completed official, sealed **DNA Hair Sample Envelope**; hair must be pulled, not cut. Obtain at least 40 follicles.
 - All exhibitors within a family and a parent/guardian must sign the front of the DNA envelope.
 - *Write the scrapie tag # and secondary ID of each goat on front, lower right corner of envelopes.*
- \$8.00 per animal** nomination fee. **Make checks payable to KJLS.**
- All of the above must be completed and **postmarked by June 15**. Certified Mail highly encouraged.

There is a one-time/year \$20.00 fee if any component of a nomination is incomplete or has to be returned; use the checklist.

Only updated forms for the current calendar year will be accepted.

No Refunds; Make checks payable to: *Kansas Junior Livestock Show(KJLS)*

February 2021

I have a **purebred, registered breeding heifer, registered breeding ewe, or pedigreed/purebred breeding gilt**, what do I need to turn in?

- Heifers** and **gilt**s must be registered in exhibitor's name no later than **June 15** of the current year. Refer to the show rules and breed association for junior exhibitor guidelines.
- Ewes** must be registered in exhibitor's name no later than **July 1** of the current year. Refer to the show rules and the breed association for junior exhibitor guidelines.
- YQCA certification is required** for all exhibitors, including those only showing registered breeding females. Youth certification verification will be submitted as part of the online entry process for each show in which the exhibitor officially enters and plans to participate. Training needs to be complete by June 15.
- Registered Heifers must be identified with a permanent tattoo corresponding with registration papers.
- Registered Does **MUST** be nominated to be eligible to show; see market meat goat checklist for requirements.
- No nomination materials are required for Registered Heifers, Registered Breeding Ewes, and Pedigreed/Purebred Breeding gilts. Exhibitor's need to submit their entries online by the show deadline.
- Registered Heifers, Registered Breeding Ewes, and Pedigreed/Purebred Breeding gilts **do not** need to submit DNA hair samples.
- Pedigreed/Purebred Breeding Gilts need to be tagged with a Kansas 4-H EID tag to exhibit at KJLS.

Mail all Kansas youth livestock nomination materials to:

**Kansas State University
Department of Animal Sciences & Industry
State 4-H/FFA Shows
Attn: Lexie Hayes, Youth Livestock Coordinator
214 Weber Hall
1424 Claflin Road
Manhattan, KS 66506**



There is a one-time/year \$20.00 fee if any component of a nomination is incomplete or has to be returned; use the checklist.

Only updated forms for the current calendar year will be accepted.

No Refunds; Make checks payable to: *Kansas Junior Livestock Show (KJLS)*

February 2021

2021 Youth Livestock Nomination and Entry Deadlines

Kansas State Fair Grand Drive (KSF) and Kansas Junior Livestock Show (KJLS)

AGE REQUIREMENTS: Kansas State Fair: Only Kansas 4-H & FFA members who were 9 years of age but not yet 19 years of age before January 1 of the current year are eligible to compete in this division. **KJLS:** All Kansas 4-H members that have reached the age of 7 before January 1st of the show year will be eligible to participate at the Kansas Junior Livestock Show.

Entry	Required Materials for Nomination	Cost to Nominate	Nomination Declaration*	Nomination Deadline	Show Entry Deadline	Registration Papers
Market Steers	EID tagged, Declaration Form*, Market Beef Nomination Form*, sealed DNA Hair Sample envelope*, YQCA certified youth, all postmarked by May 1.	\$8	Required every year	May 1	KSF – July 15 KJLS – August 15	Required for breed classes.
Market Heifers**	EID tagged, Declaration Form*, Market Beef Nomination Form*, sealed DNA Hair Sample envelope*, YQCA certified youth, all postmarked by May 1.	\$8	Required every year	May 1	KSF – July 15	N/A
Commercial (Crossbred) Heifers	EID tagged, Declaration Form*, Commercial Heifer Nomination Form*, sealed DNA Hair Sample envelope*, YQCA certified youth, all postmarked by June 15.	\$8	Required every year	June 15	KSF – July 15 KJLS – August 15	N/A
Registered Breeding Heifers	<i>None. YQCA certificate submitted at time of show entry.</i>	N/A	N/A	N/A	KSF – July 15 KJLS – August 15	In exhibitor's name by June 15.
Market Lambs	EID tagged, Declaration Form*, Market Lamb/Commercial Ewe Nomination Form*, sealed DNA Hair Sample envelope*, full scrapie tag #, gender, YQCA certified youth, all postmarked by June 15.	\$8	Required every year	June 15	KSF – July 15 KJLS – August 15	N/A
Commercial Ewes (Wether Dams)	EID tagged, Declaration Form*, Market Lamb/Commercial Ewe Nomination Form*, sealed DNA Hair Sample envelope*, full scrapie tag #, gender, YQCA certified youth, all postmarked by June 15.	\$8	Required every year	June 15	KSF – July 15 KJLS – August 15	N/A
Registered Breeding Ewes	<i>None. YQCA certificate submitted at time of show entry.</i>	N/A	N/A	N/A	KSF – July 15 KJLS – August 15	In exhibitor's name by July 1.
KSF Market Hogs/ KJLS Barrows***	EID tagged, Declaration Form*, Swine Nomination Form*, sealed DNA Hair Sample envelope*, YPQA+ or YQCA Certified, ear notches, all postmarked by June 15.	\$8	Required every year	June 15	KSF – July 15 KJLS – August 15	In exhibitor's name by June 15.
Purebred/Pedigreed Breeding Gilts	<i>None. YQCA certificate submitted at time of show entry.</i>	N/A	N/A	N/A	KSF – July 15 KJLS – August 15	In exhibitor's name by June 15.
Commercial Breeding Gilts	EID tagged, Declaration Form*, Swine Nomination Form*, sealed DNA Hair Sample envelope*, YPQA+ or YQCA Certified, ear notches, all postmarked by June 15.	\$8	Required every year	June 15	KSF – July 15 KJLS – August 15	N/A
All Meat Goats****	EID tagged, Declaration Form*, Meat Goat Nomination Form*, sealed DNA Hair Sample envelope*, full scrapie tag #, gender, YQCA certified youth, all postmarked by June 15.	\$8	Required every year	June 15	KSF – July 15 KJLS – August 15	N/A

* The 2021 Declaration form and 2021 specie Nomination forms are available at www.YouthLivestock.KSU.edu. Declaration Forms are due at the time of nomination. Contact the local extension office to have animals tagged (for all species) and obtain official DNA Hair Sample Envelopes. **All exhibitors are required to be YPQA+ or YQCA certified.**

** There is no market heifer show at KJLS.

*** For pedigreed market barrows, ear notches on registration papers must match the pig's ear notches to be able to show.

**** Commercial doe show available at BOTH KSF & KJLS; ALL market and breeding meat goats must be nominated (no *registered* breeding doe show for either show).

***** **Health papers are only required at KSF for animals originating outside of Kansas.**

There is a one-time/year \$20.00 fee if any part of a nomination is incomplete or has to be returned; use the checklist.

Only updated forms for the current calendar year will be accepted.

No Refunds; Make checks payable to: *Kansas Junior Livestock Show (KJLS)*

February 2021

Kansas State Youth Livestock Nomination Process



2021 UPDATES



Livestock Quality Assurance Requirement (YQCA) Continues for ALL Exhibitors

ALL Kansas State Fair Grand Drive and/or KJLS exhibitors are required to complete the Youth for the Quality Care of Animals (YQCA) program to be eligible for either state show. This national, multi-species youth livestock quality assurance program focuses on food safety, animal well-being, and character development. Youth 7 and older (as of 1/1/2021) will need to participate in YQCA training annually, either through an instructor-led training or the online course. Members who are 7 years old need to attend an instructor-led course with a parent/guardian. The requirement for 7-year-olds exhibiting at KJLS will go into effect this year (2021).

A copy of each child's YQCA certificate must be attached to the Declaration Form and submitted with their state nomination materials. Nominations received without a YQCA certificate will be considered incomplete. Please visit www.yqca.org to register for training.

**Youth who have a valid Youth PQA+ number that is good through at least 10/3/2021 will not need to complete YQCA training this year. Their Youth PQA+ number will be accepted until it expires. Families will need to attach a copy of each child's Youth PQA+ card to their Declaration Form.*

YQCA Required for 7-year-old KJLS Exhibitors

The YQCA requirement for 7-year-old KJLS exhibitors will go into effect for the 2021 show. This includes those exhibiting market animals, commercial females, or registered breeding animals.

Verbiage Updated on Forms

The Declaration and Nomination Forms have been updated. Forms should be read in their entirety before being signed by the appropriate parties. **Reminder** – if animals are not housed at the exhibitor's primary residence, this must be disclosed on the Declaration Form and explained in Section 2.

Gender Required on Sheep & Meat Goat Nominations

A gender field has been added to the sheep and meat goat nomination forms. Families will need to designate each animal as a wether, ewe, or doe, in addition to 4-H tag number, breed (sheep), and full scrapie tag #.

KJLS Adding Berkshire Division to Swine

KJLS will be adding a Berkshire division to the swine show. Families may select that specific breed on their nomination form, rather than classifying those pigs as Dark AOB.

"Extra" Forms Available

The "extra" nomination forms for swine, sheep, and meat goats are available to nominate more animals than there is space on the regular form (more than 4 swine or 5 sheep/meat goats). Therefore, if only the "extra" form is submitted, it will be returned as incomplete. DO NOT turn in the extra forms alone!

ShowWorks Passport App

ShowWorks is the online entry system used by both state shows. Exhibitors are encouraged to download and use the new ShowWorks passport app. It allows you to manage exhibitors and entries across multiple shows.

Online Nomination System in 2022

Exciting news - we will be transitioning to an online nomination system in 2022! This will streamline the process from nomination to entry, although both steps will continue to be required. Families will pay their nomination fee through purchasing DNA envelopes, submit exhibitor and animal information online through ShowWorks, then mail the signed DNA samples. No more paper forms! Watch for additional details in the coming months!

EXAMPLE

2021 DECLARATION FORM FOR KANSAS NOMINATED LIVESTOCK

For Office Use Only
KSU Nomination #: _____

Family/Household Name: Willie Wildcat Family KSU Nomination #: 12345

We are a **new family!** This is our first year to state nominate animals! (please see note below)

(Example: Willie Wildcat Family. **Include at least one first name.** Use the **same name** each year. If this is your first time nominating, please leave your KSU Nomination # blank. If you have nominated before but do not know your KSU Nomination #, please see the "Household Names and Family KSU Nomination #s" document at www.YouthLivestock.ksu.edu under the "Nominated Livestock" tab.)

*Individual exhibitor names in Family/Household: Wanda Wildcat Age: 13
(Please print individual names legibly) Wilbur Wildcat Age: 10
Age: _____
Age: _____

YQCA Requirement:

Attach a copy of each child's YQCA certificate or YPQA+ card to this form. It is required for ALL exhibitors.

Housing and Care:

Exhibitors of Kansas Youth Livestock Shows are responsible for the proper care of their animal(s) by following acceptable methods of good animal husbandry. A healthy animal requires sufficient food, water, shelter, and appropriate health care. Youth are expected to provide the primary care and training for livestock projects for the duration of the project. Primary care is defined as the exhibitor making the decisions for and providing the care, handling, and training of their livestock project a majority of the time.

**Please check the box for each species you will be nominating:

Market Beef - May 1 Commercial Heifers - June 15 Swine - June 15 Sheep - June 15 Goats - June 15

Section 1: Exhibitor(s) Primary Residence:

Physical Address: 1424 Claflin Road City: Manhattan State: KS Zip: 66506
County: Riley Phone: (785) 532-1264 Email: wildcatfarms@ksu.edu

Will all of your animals be housed at your primary residence? Yes No

If you answered "Yes", move to Section 3. If you answered "No", complete Sections 2 AND 3.

Section 2: Housed Location:

Landlord Name: Willie Wildcat
Physical Address: 2200 Denison Ave City: Manhattan State: KS Zip: 66506
County: Riley Phone: (785) 532-1264 E-mail: wildcatfarms@ksu.edu

Name the specie AND how you plan to care for the project animal(s) not located at your primary residence?
Market Beef. Commercial Heifers, Swine, Sheep, Meat Goats - all kept at our farm outside the city limits, as we cannot have them at our house in town. We are the only caregivers, feed, water, & work with 2-3x daily.

Section 3: Declaration:

I attest that I have owned, possessed, and cared for my livestock project(s) since the specified date listed by specie. I hereby certify that I have read the above information and will comply with these rules as well as the rules of Household Nominations at www.YouthLivestock.KSU.edu listed under "Nomination Information." I understand that false information provided concerning this declaration will result in exhibitors and/or animals being ineligible for either or both shows, as determined by show management. Exhibitors presenting false statements are also subject to further penalties by the Kansas State Fair and/or the Kansas Junior Livestock Show. I recognize the show managements, or their appointed designee, reserve the right to inspect a premises to ensure animals are housed as indicated. Exhibitors are expected to fully cooperate with show representatives, including making themselves and/or a parent/guardian and animals available upon request. If an inspection is deemed necessary, show management will notify exhibitor of an onsite visit. If the exhibitor cannot agree upon a visit date. They have 36 hours to reschedule a makeup inspection. If the inspection is refused or otherwise not met, show managements may reserve the right to disqualify the exhibitor from the show.

Wanda Wildcat

Wilbur Wildcat

Exhibitor(s) Signature(s)

Willie Wildcat
Parent/Legal Guardian Signature

Paul Purple
4-H - County Extension Agent or FFA - Advisor Signature (circle one)

4/3/21
Date

4/7/21
Date

Return to: State 4-H/FFA Shows, Kansas State University, 214 Weber Hall, 1424 Claflin Rd, Manhattan, KS 66506
There is a one-time/year \$20.00 fee if any component of a nomination is incomplete or has to be returned; use the checklist.

Only updated forms for the current calendar year will be accepted.
No Refunds; Make checks payable to: Kansas Junior Livestock Show (KJLS)
February 2021



EXAMPLE

For Office Use Only
KSU Nomination #: _____

2021 MARKET BEEF (Market Steer/Heifer) NOMINATION FORM Kansas State Fair & Kansas Junior Livestock Show

Nomination only, this is NOT an entry to either show. Official show entry must be made separately online!

Send nominations to:

Kansas State University
State 4-H/FFA Shows
214 Weber Hall
1424 Claflin Road
Manhattan, KS 66506-0202

Nomination Fee: \$8.00 per animal
Nomination Deadline: May 1
Make checks to: *Kansas Junior Livestock Show*
*EID tags are required for 2021 shows.

- ✓ This form must be accompanied by a **2021 Declaration form** available at www.YouthLivestock.KSU.edu.
- ✓ Each nomination must be accompanied by an official, sealed **DNA Hair Sample Envelope** to be a complete nomination.
- ✓ If nominating heifer as both commercial and market, please submit both the "Market Beef" and "Commercial Heifer" nomination forms by May 1 with one DNA sample and one \$8 fee/heifer. If submitted separately, will be charged for two nominations.
- ✓ All exhibitors for the Kansas State Fair Grand Drive and/or KJLS are required to complete YQCA certification (or have a valid Youth PQA+ number). Attach a copy of each child's certificate to the Declaration Form.

KSU Nomination #: 12345 Family/Household Name: Willie Wildcat Family
 County: Riley E-mail: wildcatfarms@ksu.edu
 Address: 1424 Claflin Road City: Manhattan State: KS Zip: 66506
 Check One: 4-H FFA Cell Phone: (785) 532-1264 Other Phone: _____
 YQCA # or Youth PQA+ # (s): 1234567890, 9087654321, _____

I hereby nominate the market beef(s) below and agree to abide by rules & regulations as published by KJLS & the Kansas State Fair.

Signed Wanda Wildcat Signed Willie Wildcat 4/3/20
 _____ (Parent/ Legal Guardian) Date
Wilbur Wildcat
 _____ 4/3/20
 (Exhibitor(s)) Date

I have visually seen the tag in the ear of the below listed market beef(s) on or before May 1, and I verify that these exhibitors are listed as official and active Kansas 4-H/FFA members who have paid their fees/dues.

Signed Paul Purple 4/7/21
4-H - County Extension Agent OR FFA - Advisor (circle one) Date

For Office Use Only	
Nom. Fee	DNA

4-H Tag # 34928 840003149778129 34928	Breed: Hereford Angus Charolais Chianina Hereford Limousin Maine-Anjou Red Angus Shorthorn Simmental Crossbred Market Heifer AOB: _____	here.
4-H Tag #	Breed: Select Breed Angus Charolais Chianina Hereford Limousin Maine-Anjou Red Angus Shorthorn Simmental Crossbred Market Heifer AOB: _____	Place the EID Sticker to the above listed tag here.
4-H Tag #	Breed: Select Breed Angus Charolais Chianina Hereford Limousin Maine-Anjou Red Angus Shorthorn Simmental Crossbred Market Heifer AOB: _____	Place the EID Sticker to the above listed tag here.
4-H Tag #	Breed: Select Breed Angus Charolais Chianina Hereford Limousin Maine-Anjou Red Angus Shorthorn Simmental Crossbred Market Heifer AOB: _____	Place the EID Sticker to the above listed tag here.
4-H Tag #	Breed: Select Breed Angus Charolais Chianina Hereford Limousin Maine-Anjou Red Angus Shorthorn Simmental Crossbred Market Heifer AOB: _____	Place the EID Sticker to the above listed tag here.

There is a one-time/year \$20.00 fee if any component of a nomination is incomplete or has to be returned; use the checklist.

Only updated forms for the current calendar year will be accepted.
No Refunds; Make checks payable to: *Kansas Junior Livestock Show*
February 2021



EXAMPLE

For Office Use Only
KSU Nomination #: _____

2021 COMMERCIAL BREEDING HEIFER NOMINATION FORM

Kansas State Fair & Kansas Junior Livestock Show

PLEASE only one (1) heifer per form.

Nomination only, this is NOT an entry to either show. Official show entry must be made separately online!

Send nominations to:

Kansas State University
State 4-H/FFA Shows
214 Weber Hall
1424 Claflin Road
Manhattan, KS 66506-0202

Nomination Fee: \$8.00 per heifer

Nomination Deadline: June 15

Make checks to: Kansas Junior Livestock Show

*EID tags are required for 2021 shows.

- ✓ This form must be accompanied by a **2021 Declaration Form** available at www.youthlivestock.ksu.edu.
- ✓ Each nomination must be accompanied by an official, sealed **DNA Hair Sample Envelope** to be a complete nomination.
- ✓ If nominating heifer as both commercial and market, please submit both the "Market Beef" and "Commercial Heifer" nomination forms by the market heifer deadline of May 1 with one DNA sample and one \$8 nomination fee per heifer. If submitted separately, you will be charged for two nominations.
- ✓ All Exhibitors for the Kansas State Fair Grand Drive and/or KJLS are required to complete YQCA certification (or have a valid Youth PQA+ number). Attach a copy of each child's certificate to the Declaration Form.

Guidelines:

- Commercial Heifers must be tagged with official Kansas 4-H/FFA EID beef ear tag by June 15. Tag number must be listed on nomination form.
- Nomination must be postmarked by June 15. Heifers born in the current year are not eligible to show at KJLS.
- *Tattoos are no longer required for commercial heifers.*

KSU Nomination #: 12345 Family/Household Name: Willie Wildcat Family
 County: Riley E-mail: wildcatfarms@ksu.edu
 Address: 1424 Claflin Road City: Manhattan State: KS Zip: 66506
 Check One: 4-H FFA Cell Phone: (785) 532-1264 Other Phone: _____
 YQCA # or Youth PQA+ # (s): 1234567890, 9087654321, _____, _____
 Official 4-H EID Ear Tag #: 34928 Date of Birth (M/D/YY): 2/14/20
 Sire: EMAW

For Office Use Only
Nom. Fee | DNA

840003149778129



ag here.
34928

I hereby nominate the above heifer and agree to abide by rules and regulations as published by KJLS and the Kansas State Fair.

Signed Wanda Wildcat Signed Willie Wildcat 4/3/21
 _____ (Parent/Legal Guardian) Date
Wilbur Wildcat
 _____ 4/3/21
 (Exhibitor) Date

I have visually seen the tag in the ear of the heifer on or before June 15, and I verify that these exhibitors are listed as official and active Kansas 4-H/FFA members who have paid their fees/dues.

Signed Paul Purple 4/7/21
4-H - County Extension Agent OR FFA - Advisor (circle one) Date

There is a one-time/year \$20.00 fee if any component of a nomination is incomplete, or must be returned; use the checklist.
 Only updated forms for the current calendar year will be accepted.
 No Refunds; Make checks payable to: Kansas Junior Livestock Show
 February 2021

EXAMPLE



2021 MARKET SWINE/COMMERCIAL GILT NOMINATION FORM

For Office Use Only
KSU Nomination #: _____

Kansas State Fair & Kansas Junior Livestock Show

Nomination only, this is NOT an entry to either show. Official show entry must be made separately online!

Send nominations to:

Kansas State University
State 4-H/FFA Shows
214 Weber Hall
1424 Claflin Road
Manhattan, KS 66506-0202

Nomination Fee: \$8.00 per hog

Nomination Deadline: June 15

Make checks payable to: *Kansas Junior Livestock Show*

*EID tags are required for 2021 state shows.

- ✓ This form must be accompanied by a **2021 Declaration Form** available at www.YouthLivestock.KSU.edu.
- ✓ Each nominated animal must be accompanied by an official, sealed **DNA Hair Sample Envelope** to be a complete nomination.
- ✓ All Exhibitors for the Kansas State Fair Grand Drive and/or KJLS are required to complete YQCA certification or have a valid Youth PQA+ number. Attach a copy of each child's certificate to the Declaration Form.

KSU Nomination #: 12345 Family/Household Name: Willie Wildcat Family
 County: Riley E-mail: wildcatfarms@ksu.edu
 Address: 1424 Claflin Road City: Manhattan State: KS Zip: 66506
 Check one: 4-H FFA Cell Phone: (785) 532-1264 Other Phone: _____
 Youth PQA # or YQCA # (s): 1234567890, 9087654321

I hereby nominate the hog(s) below and agree to abide by rules and regulations as published by KJLS and the Kansas State Fair.

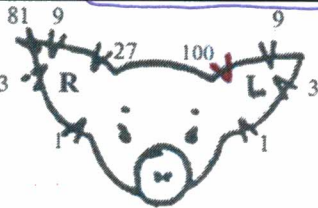
Signed Wanda Wildcat
Wilbur Wildcat

 (Exhibitor(s)) 6/2/21
 Date

Signed Willie Wildcat 6/2/21
 (Parent/Legal Guardian) Date

I have visually seen the tag in the ear of the below listed hog(s) on or before June 15, and I verify that these exhibitors are listed as official and active Kansas 4-H/FFA members who have paid their fees/dues.

Signed Paul Purple 6/3/21
4-H - County Extension Agent OR FFA - Advisor (circle one) Date




Notch Information - write AND draw notches!

Litter mark - The pig's right ear (R) is used for the litter mark. All pigs from the same litter must have the same notches in this ear.

Individual Pig Marks - The pig's left ear (L) is used to show an individual pig number in the litter. Each pig in the litter will have different notches in this ear. The exact location of the notches determines the pig's number.

***IMPORTANT** - draw the notches exactly as they are in the ears!



Notch # 47-1

		Draw Notches		For Office Use	
4-H Tag #	Gender:	Breed:	Ear Notch:	Nom. Fee	DNA
4-H Tag # <u>34928</u> Gender: <input checked="" type="checkbox"/> Barrow <input type="checkbox"/> Gilt Breed: Dark AOB Duroc Hampshire Yorkshire Light AOB Dark AOB Berkshire Light Crossbred Dark Crossbred 34928			 Ear Notch: <u>12-3</u>		
4-H Tag # _____ Gender: <input type="checkbox"/> Barrow <input type="checkbox"/> Gilt Breed: Select Breed Duroc Hampshire Yorkshire Light AOB Dark AOB Berkshire Light Crossbred Dark Crossbred Place the EID sticker here.			 Ear Notch: _____		
4-H Tag # _____ Gender: <input type="checkbox"/> Barrow <input type="checkbox"/> Gilt Breed: Select Breed Duroc Hampshire Yorkshire Light AOB Dark AOB Berkshire Light Crossbred Dark Crossbred Place the EID sticker here.			 Ear Notch: _____		
4-H Tag # _____ Gender: <input type="checkbox"/> Barrow <input type="checkbox"/> Gilt Breed: Select Breed Duroc Hampshire Yorkshire Light AOB Dark AOB Berkshire Light Crossbred Dark Crossbred Place the EID sticker here.			 Ear Notch: _____		

There is a one-time/year \$20.00 fee if any component of a nomination is incomplete or has to be returned; use the checklist.

Only updated forms for the current calendar year will be accepted.

No Refunds; Make checks payable to: *Kansas Junior Livestock Show*

February 2021



EXAMPLE

For Office Use Only
KSU Nomination #: _____

2021 MARKET LAMB/COMMERCIAL EWE NOMINATION FORM

Kansas State Fair & Kansas Junior Livestock Show

Nomination only, this is NOT an entry to either show. Official show entry must be made separately online!

Send nominations to:

Kansas State University
State 4-H/FFA Shows
214 Weber Hall
1424 Claflin Road
Manhattan, KS 66506-0202

Nomination Fee: \$8.00 per animal

Nomination Deadline: June 15

Make checks to: Kansas Junior Livestock Show

*EID tags are required for 2021 shows

- ✓ This form must be accompanied by a **2021 Declaration Form** available at www.youthlivestock.ksu.edu.
- ✓ Each nominated animal must be accompanied by an official, sealed **DNA Hair Sample Envelope** to be a complete nomination.
- ✓ All exhibitors for the Kansas State Fair Grand Drive and/or KJLS are required to complete YQCA certification (or have a valid Youth PQA+ number). Attach a copy of each child's certificate to the Declaration Form.

KSU Nomination #: 12345 Family/Household Name: Willie Wildcat Family
 County: Riley E-mail: wildcatfarms@ksu.edu
 Address: 1424 Claflin Road City: Manhattan State: KS Zip: 66506
 Check One: 4-H FFA Cell Phone: (785) 532-1264 Other Phone: _____
 YQCA # or Youth PQA+ # (s): 1234567890, 9087654321

I hereby nominate the lamb(s) below and agree to abide by rules & regulations as published by KJLS and the Kansas State Fair.

Signed Wanda Wildcat Signed Willie Wildt 6/2/21
 _____ (Parent/Legal Guardian) Date
Wilbur Wildcat
 _____ 6/2/21
 (Exhibitor(s)) Date

I have visually seen the tag in the ear of the below listed lamb(s) on or before June 15 and I verify that these exhibitors are listed as official and active Kansas 4-H/FFA members who have paid their fees/dues.

Signed Paul Purple 6/3/21
 (4-H - County Extension Agent OR FFA - Advisor (circle one)) Date

Correct Scrapie Tag # Example: KSS0035 16151 (include Flock ID & individual animal #)

For Office Use Only
Nom. Fee DNA

4-H Tag # 34927	Scrapie Tag # KSS0020 19230	Breed: Hampshire		
 840003149778128 34927	Gender: <input type="checkbox"/> Ewe	Dorset	Natural	Speckle
	<input checked="" type="checkbox"/> Wether	Hair	Shropshire	Suffolk
4-H Tag #	Scrapie Tag #	Breed: Select Breed		
Place the EID Sticker to the above listed tag here.	Gender: <input type="checkbox"/> Ewe	Dorset	Natural	Speckle
	<input type="checkbox"/> Wether	Hair	Shropshire	Suffolk
4-H Tag #	Scrapie Tag #	Breed: Select Breed		
Place the EID Sticker to the above listed tag here.	Gender: <input type="checkbox"/> Ewe	Dorset	Natural	Speckle
	<input type="checkbox"/> Wether	Hair	Shropshire	Suffolk
4-H Tag #	Scrapie Tag #	Breed: Select Breed		
Place the EID Sticker to the above listed tag here.	Gender: <input type="checkbox"/> Ewe	Dorset	Natural	Speckle
	<input type="checkbox"/> Wether	Hair	Shropshire	Suffolk
4-H Tag #	Scrapie Tag #	Breed: Select Breed		
Place the EID Sticker to the above listed tag here.	Gender: <input type="checkbox"/> Ewe	Dorset	Natural	Speckle
	<input type="checkbox"/> Wether	Hair	Shropshire	Suffolk

There is a one-time/year \$20.00 fee if any component of a nomination has to be returned, or is incomplete; use the checklist.

Only updated forms for the current calendar year will be accepted.

No Refunds: Make checks payable to: Kansas Junior Livestock Show

February 2021



EXAMPLE

For Office Use Only
KSU Nomination #: _____

2021 MARKET MEAT GOAT & BREEDING DOE NOMINATION FORM

Kansas State Fair & Kansas Junior Livestock Show

Nomination only, this is NOT an entry to either show. Official show entry must be made separately online!

Send nominations to:

Kansas State University
State 4-H/FFA Shows

214 Weber Hall

1424 Claflin Road

Manhattan, KS 66506-0202

Nomination Fee: \$8.00 per goat

Nomination Deadline: June 15

Make checks to: Kansas Junior Livestock Show

*EID tags are required for 2021 shows.

- ✓ This form must be accompanied by a **2021 Declaration Form** available at www.YouthLivestock.KSU.edu.
- ✓ Each nominated animal must be accompanied by an official, sealed **DNA Hair Sample Envelope** to be a complete nomination.
- ✓ All exhibitors for the Kansas State Fair Grand Drive and/or KJLS are required to complete YQCA certification (or have a valid Youth PQA+ number). Attach a copy of each child's certificate to the Declaration Form.
- ✓ **ALL GOATS MUST BE NOMINATED!** This includes market wethers, commercial does, and registered does.
*Continuing from 2019: A doe show was added to the KSF Grand Drive, but all does must be nominated to be eligible to show.

KSU Nomination #: 12345 Family/Household Name: Willie Wildcat Family

County: Riley E-mail: wildcatfarms@ksu.edu

Address: 1424 Claflin Road City: Manhattan State: KS Zip: 66506

Check One: 4-H FFA Cell Phone: (785) 532-1264 Other Phone: _____

YQCA # or Youth PQA+ # (s): 1234567890, 9087654321

I hereby nominate the goat(s) below and agree to abide by rules & regulations as published by KJLS and the Kansas State Fair.

Signed Wanda Wildcat Signed Willie Wildcat 10/2/21

(Parent/Legal Guardian) Date

Willie Wildcat


10/2/21
(Exhibitor(s)) Date

I have visually seen the tag in the ear of the below listed goats(s) on or before June 15 and I verify that these exhibitors are listed as official and active Kansas 4-H/FFA members who have paid their fees/dues.

Signed Paul Purple 10/3/21
4-H - County Extension Agent OR FFA - Advisor (circle one) Date

Correct Scrapie Tag # Example: KSS0035 16151 (include Flock ID & individual animal #)

Office Use Only
Nom. Fee DNA

4-H Tag #	Scrapie Tag #	Nom. Fee	DNA
4-H Tag # <u>34927</u> 840003149778128  34927 g here.	Scrapie Tag # <u>KS0035 19003</u>		
	Gender: <input checked="" type="checkbox"/> Doe <input type="checkbox"/> Wether		
4-H Tag #	Scrapie Tag #		
Place the EID Sticker to the above listed tag here.	Gender: <input type="checkbox"/> Doe <input type="checkbox"/> Wether		
4-H Tag #	Scrapie Tag #		
Place the EID Sticker to the above listed tag here.	Gender: <input type="checkbox"/> Doe <input type="checkbox"/> Wether		
4-H Tag #	Scrapie Tag #		
Place the EID Sticker to the above listed tag here.	Gender: <input type="checkbox"/> Doe <input type="checkbox"/> Wether		
4-H Tag #	Scrapie Tag #		
Place the EID Sticker to the above listed tag here.	Gender: <input type="checkbox"/> Doe <input type="checkbox"/> Wether		

There is a one-time/year \$20.00 fee if any component of a nomination has to be returned, or is incomplete; use the checklist.

Only Updated forms for the current calendar year will be accepted.
No refunds; Make checks payable to: Kansas Junior Livestock Show
February 2021

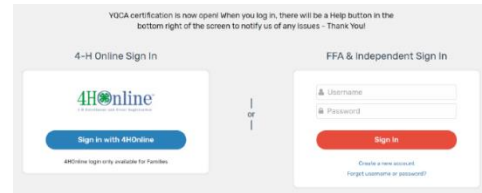


Getting Your YQCA Certification

Creating And Logging Into A YQCA Account

Step 1: Go to <https://yqca.learngrow.io>

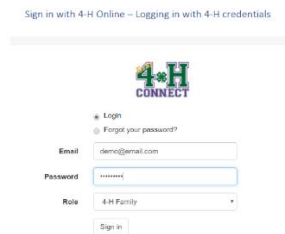
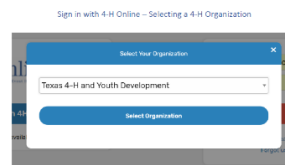
Step 2: Sign in with 4-H Online or FFA & Independent Account



4-H Online Steps


*This is for youth with an active 4-H Online account

1. Select a 4-H Organization
2. Login with 4-H Credentials



Sign in with 4-H Online - Selecting a Family Member

To create an account from a 4-H Online member record, the member's status must be active. If you are not sure of the status for each member, log in to your 4-H Online and view the status of each member on the member list screen. To check on the progress of member activation in 4-H Online, contact your county 4-H office.



3. Select a Family Member

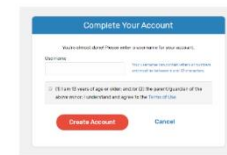
Member's status must be active. If

you're not sure of the member's status, log in to 4-H Online to view the status on the member screen. To check the progress of member activation in 4-H Online, contact your county 4-H office.

4. Enter a Username

After creating your account, you can still log in with your 4-H Online credentials. The username will be used if you decide to disconnect your account from 4-H Online.

Sign in with 4-H Online - From a Username



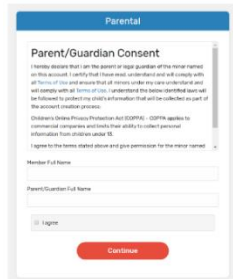
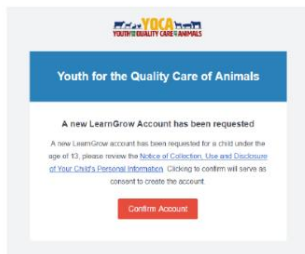
FFA & Independent Steps

1. Enter information for the individual whose name will appear on the certificate

A parent or guardian must create the account (in the child's name) for a member that is 12 or younger.

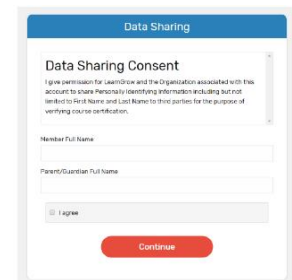
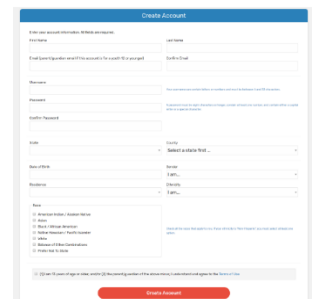
The email entered for a member that is 12 or younger must be that of a parent or guardian

2. Retrieve email from LearnGrow to confirm account



3. Have parent/guardian complete parental consent

4. Have parent/guardian consent to data sharing



Getting Your YQCA Certification

Purchasing An Instructor-Led Training

Step 1: Select a course

Step 2: Select the state, the training and “Purchase Course”

Step 3: Select payment method – coupon code or credit card

Step 4: Select “Purchase Course”

Step 5: View receipt

To print receipt, right click and select “Print”. Select printer to print, or PDF to save on your computer.

Step 6: Use the email sent after the course is purchased to access the pre-course survey

Step 7: Attend training

Step 8: Once training is complete, instructor will mark attendees as complete and the certificate will be generated within the user’s account

Finding A Training Before Logging Into A YQCA Account

Step 1: Go to <https://yqca.learnrow.io>

Step 2: Select “Find a Training”

Step 3: Choose a state

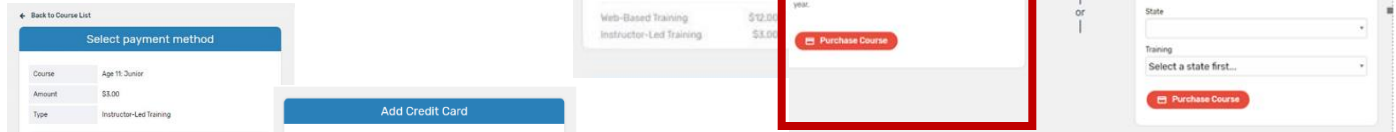


Getting Your YQCA Certification

Purchasing A Web-based Training

Step 1: Select a course

Step 2: Select "Purchase Course"

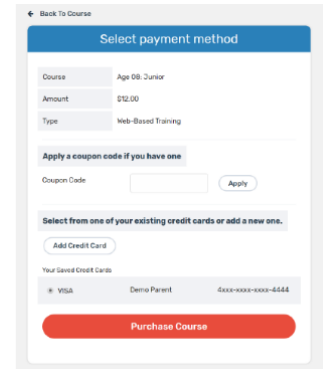
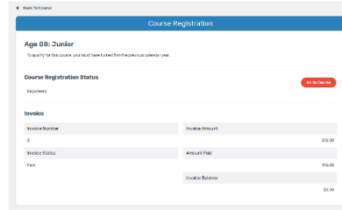


Step 3: Select payment method – coupon code or credit card

Step 4: Select "Purchase Course"

Step 5: View receipt

To print receipt, right click and select "Print". Select printer to print, or PDF to save on your computer.



Step 6: Use the email sent after the course is purchased to access the pre-course survey

Completing A Web-based Training

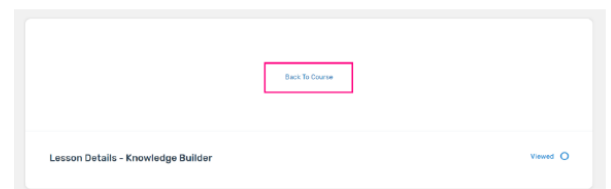
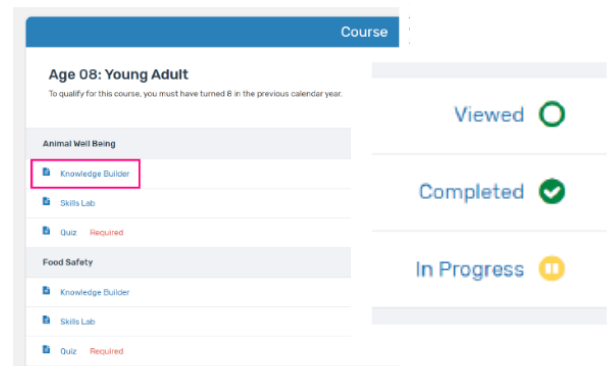
Must pass 3 quizzes - Animal Well-Being, Food Safety, and Life Skills

Select a Knowledge Builder and Skills Lab to gain knowledge and test your skill

Status will show throughout to track progress

Back to Course:

Will return user to menu page to select another Knowledge Builder, Skills Lab or Quiz





Getting Your YQCA Certification

Purchasing A Test-Out Certification

The test-out option is available for youth ages 12, 15, and 19.

Step 1: Select a course from bottom of “Course List” page

Step 2: Select “Register”

Step 3: Select course to begin test

The screenshots illustrate the registration process. The first screenshot shows a 'Course' page for 'Test out for age: 19' with a 'Register' button. The second screenshot shows the 'Test Out' page with a 'Test out for age: 19' section and a 'Web-Based Training' option for \$36.00. The third screenshot shows the 'Status: Registered' page with a 'Test out for age: 19' section highlighted in red.

Step 4: Attempt Course

Intermediate Test Out Exam

Welcome to the Intermediate Test Out Exam. In this module, you will be tested over 50 questions pertaining to the Intermediate YQCA content. You must score at least an 80% to pass the exam, and only receive one chance to do so. If you score less than an 80%, you will need to complete the individual YQCA courses annually to receive your YQCA certification.

Step 5a: If youth passes, upon completion of the test, user will be prompted for payment.

Step 5b: If youth fails, they may not attempt again during this age period. No payment is needed. User should follow steps to purchase a web-based training and complete the individual YQCA courses annually.

Step 6: Select “Purchase Course”

Step 7: Finalize payment

Step 8: View receipt

To print receipt, right click and select “Print”. Select printer to print, or PDF to save on your computer.

Step 9: After paying for the test-out option, an email will be sent to confirm completion of the certification.

The screenshots illustrate the payment process. The first screenshot shows the 'Course Registration Status' page with a 'Purchase Course' button. The second screenshot shows the 'Select payment method' page with a 'Purchase Course' button.

Getting Your YQCA Certification

Registration Cancellation

If the course has not yet started or the instructor-led training date passed, the registration can be cancelled.

Step 1: Select the course from the “Course List” page. In the bottom of the box, it will state the type of training instead of the training options and prices.

Course List

Course	Web-Based Training	Instructor-Led Training
Age 08: Junior	\$12.00	\$3.00
Age 09: Junior	\$12.00	\$3.00
Age 10: Junior	\$12.00	\$3.00
Age 11: Junior (Registered)	-	-
Age 12: Intermediate	\$12.00	\$3.00
Age 13: Intermediate	\$12.00	\$3.00

Step 2: Confirm the status says “Status: Registered”. If the status says “Complete” or “Failed”, it is too late to cancel the registration.

Course

Age 11: Junior Status: Registered [View Registration Details](#)

If you no longer wish to take this course, you can cancel your registration any time before starting your first lesson. [Cancel Registration](#)

When	Jun 26 2019, 4:00 PM - 6:00 PM
Where	Black Hills Stock Show® Youth Day; Walter Taylor 4-H Building, Central States Fairgrounds, 6018, Centre St., Rapid City, SD
Contact	Hilary Rione hilar@rione@state.edu 605-394-0722
Message	The time listed is in MST. The Youth for the Quality Care of Animals instructor led training is an annual certification program for ages 8 to 18 years old. This certification provides youth exposure to food safety, animal well-being, & life skills for seven species of livestock, including beef & dairy cattle, sheep, goats, pigs, poultry, & rabbits. All 4-H members exhibiting livestock at a South Dakota 4-H event during the 2018-19 4-H year are required to attend one of these trainings.

Step 3: In the box that states, “If you no longer wish to take this course, you can cancel your registration any time before starting your first session”, select “Cancel Registration”.

Step 4: Confirm you are canceling the correct course and select “Cancel Registration”.

Cancel Registration

Are you sure you want to cancel the registration for Age 11: Junior (Rapid City: Black Hills Stock Show® Youth Day; Walter Taylor 4-H Building, Central States Fairgrounds, Jan 26, 2019 4:00 PM - 6:00 PM)?

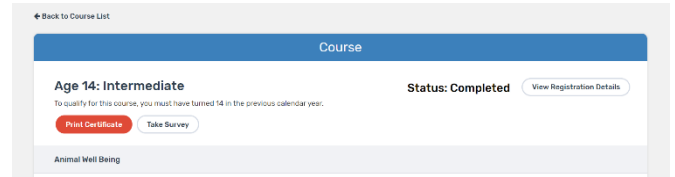
If there is a fee associated with this registration, it will be refunded.

[Cancel Registration](#) [Cancel](#)

Getting Your YQCA Certification

Printing Certification

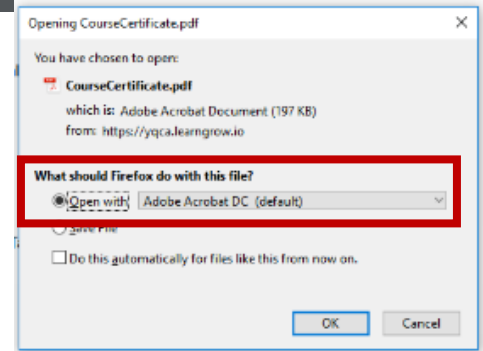
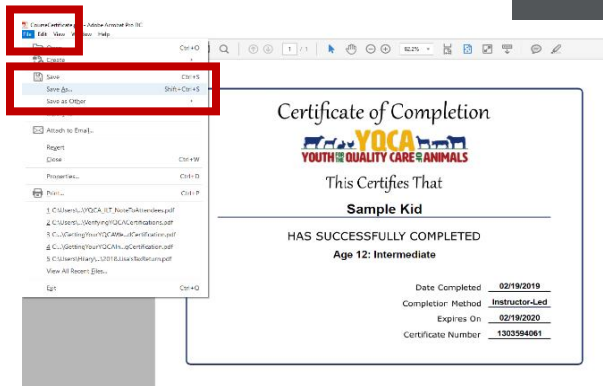
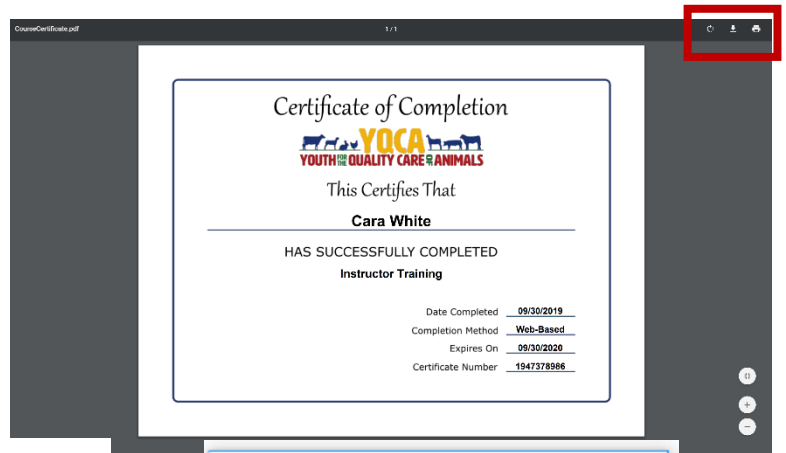
Step 1: Return to course menu screen to access certificate.



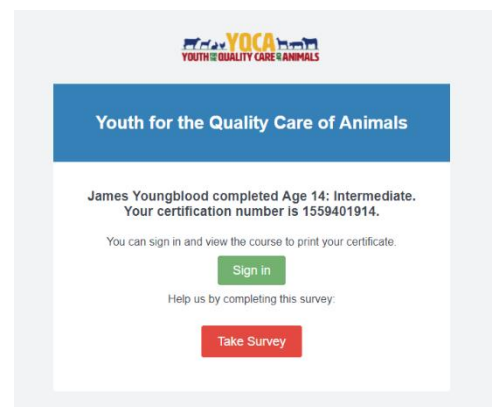
Certificate can be downloaded as a PDF to save locally and/or send electronically.

To print PDF, select printer icon and send to local printer.

Once downloaded, use one of the two approaches below to save the file to a designated location on your computer.



Step 2: Select "Take Survey" to access post-course survey.





Kansas Youth Livestock State Nomination Process *Information & Resources*

KSU Youth Livestock Program Website

www.youthlivestock.ksu.edu → "Nomination Information"

<http://www.asi.k-state.edu/research-and-extension/youth-programs/nominated-livestock/>



K-State Youth Livestock Facebook Page

Kansas State Youth Livestock Program

@ksuylp

Kansas State Fair (Grand Drive) - Competitions Webpage

<https://kansasstatefair.com/>

Kansas Junior Livestock Show (KJLS) Website

<http://www.kjls.org/>

Contact Information:

Lexie Hayes

Extension Assistant, Youth Livestock Program Coordinator

(785)532-1264

adhayes@ksu.edu